

Other Equipments



Tyre Inflator

Technical Specification

Operating Pressure	: 0 - 140 psi
Display Resolution	: 1 Psi
Measuring Resolution	: ±0.1 Psi

Advantages

- Backlit LCD display
- Auto cut-off at pre-set pressure
- ECO: Wall mounting model



Nitrogen Tyre Inflator

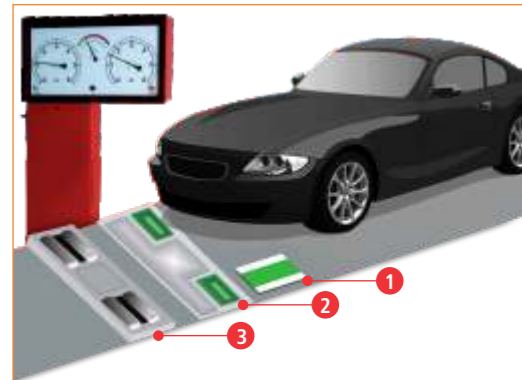
Technical Specification

Operating Pressure	: 0 - 140 psi
Display Resolution	: 1 Psi
Measuring Resolution	: ±0.1 Psi

Advantages

- Large LCD display for easy viewing
- 95 to 97% pure nitrogen
- Air-Nitrogen dual mode
- Less investment required
- Inflation counter for tyre filling management

Test Lane



Technical Specification

- 1 : Side Slip Tester
- 2 : Suspension Tester
- 3 : Brake Tester

Pneumatic Tools

Advantages

- Ergonomically designed
- High Power-to-weight ratio
- Powerful Torque delivery
- Fast Rundown and easy to service



ATS ELGI offers a complete range of Pneumatic Tools for 2W, 4W, CV, Tractors and Industrial applications like Impact wrenches, Oil Pulse Tools, Sander, Polisher and Speciality Tools, in collaboration with SPAIR and JONNESWAY.

Air Compressor - ELGI

Air compressor is used to operate hoists, lubricating equipment and tyre inflators, Every parts of ELGI Air compressors are certified for durability, efficiency and safety. The single stage compressor deliver 9 kg/cm², and the two stage compressors deliver a maximum pressure of 12 kg/cm².



6112 E 2000 2015 02

Note: Due to continuous engineering improvements, technical specifications are subject to change without prior notice.



ATS ELGI Ltd.,

Private Industrial Estate, Kurichy, Coimbatore - 641021, India.
Tel : +91-422-2589999 | Email: enquiry@ats-elgi.com
Visit us at : www.ats-elgi.com

Toll-free number : 1800-425-3544

Working Hrs : Monday - Saturday : 9:00AM - 7:00PM



Wheel Service Equipment

Optimize your investment



Wheel Aligner • Wheel Balancer • Tyre Changer • Brake Lathe • Tyre Inflator • Pneumatic Tools



3D Wheel Aligner

Basic Functions

For durable performance and improved productivity

- Equipped with Double Digital high resolution industrial camera for measuring the 3 Dimensional modules results in high accuracy & stability.
- No electronics on wheel only passive targets are used to measure 3D module.
- Can suit long cars & low chassis new generation vehicles
- Precise eccentric compensation with "PUSH – PULL "
- No need of periodic calibration
- User-friendly software. Easy to maintain & operate.
- Unlimited database update



Real-time display

Dynamic measurement, Real time display, Helps the operating technician to adjust various parameters in real time.



Car model range

Platform adaptability irrespective of vehicle dimension



Data update

Car models data are updated periodically



ELEGANT - XP

Industrial camera

No need to look at the computer screen in the process of vehicle pushing. Indicative light around the camera will guide the operation



Target plate

No radio beam, No batteries, No Electronic sensors, No electronic components. more durable, anti-corrosion materials. Lighter, only 15 mm thickness, more convenient,



Installation

Quick and convenient installation suitable for rim diameters ranging from 11 inches to 22 inches



Computer

Branded computer ensures stability and reliability of the equipment with after sales service support



The Core Parts



Installations as per customer choice like Civil pit, Lift, Ramp. OPTIONAL: "Gang way Drive On" Installation.

Characteristics Show

Easy to measure

Install four target plate and push the car to read the basic orientation parameters



Dynamic measurement

Real time display help the operating technician to adjust various parameters



Clear animation

Clear identification with key operating inquiry helps to avoid misuse



Caster Adjustment

Caster Adjustment



Extensive functions



Steering wheel alignment

Align and lock the steering wheel. Adjust Toe in or Toe out values within the specification as shown on the screen while keeping steering wheel angle value at 0.



Body measurement

Besides achieving all the functions of opto-electronic aligner, it can also accurately measure wheel offset distance and axis offset distance which is useful for chassis inspection of damaged cars.



Single wheel measurement

It is suitable when there is a need to remove one wheel to make adjustment by using optional wheel adapter



Vehicle lift measurement


The measured results can be locked before raising the vehicle. This enables adjustments to be made easily after the vehicle is raised.

Standard Accessories

3D Wheel Aligner



Steering wheel fixer



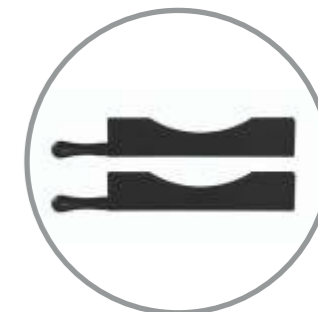
Wedge pads



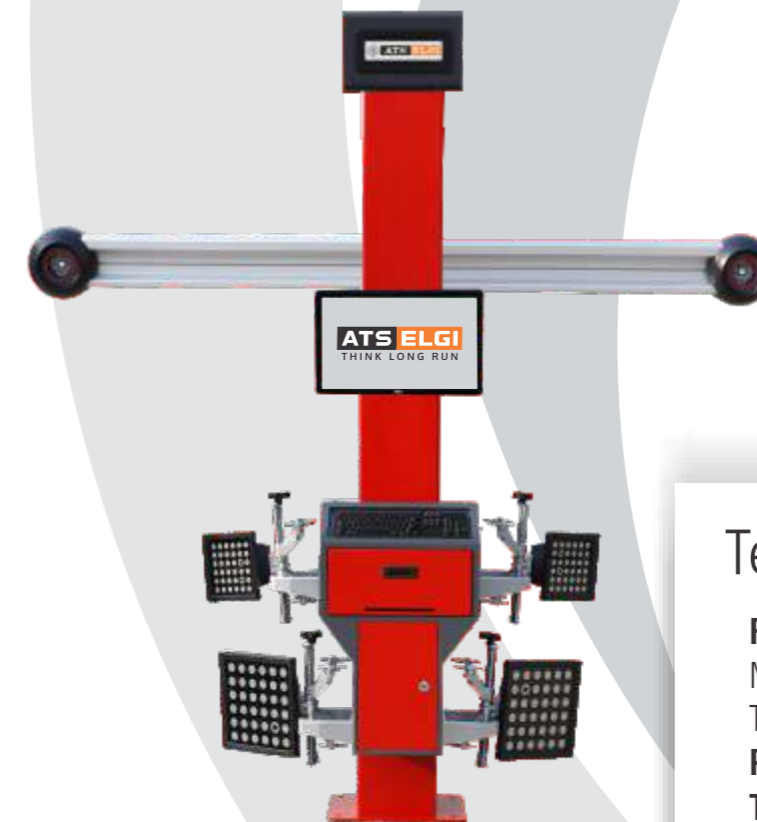
Brake fixer



Turntable



Turntable transition block



ELEGANT - SP

Technical Specifications

- Rim Diameter** : 11" to 24"
- Measurement of Caster, Camber, SAI, TOE, Setback, Thrust angle and Axis deviation
- Power Supply** : 220 V, 1 Ph, 50 Hz
- Tire Dimension** : Unlimited
- Wheel Track (min/max)** : 1100/1800mm
- Wheel Base (min/max)** : 1200/4000mm
- Axie Distance** : 1200mm - 4000mm
- Power Consume** : 0.24 KW
- Column Height** : 2-8m
- Lift Installation** : 1900mm-2400mm
- Pit Installation** : 800mm-1300mm

Measurement Project	Display accuracy	Camber	Caster	Kingpin Inclination	Toe-in & Toe-out	Set back	Thrust angle	Wheel deviation	Axis deviation
Accuracy	1'/0.1 mm	± 2'	± 6'	± 6'	± 2'	± 2'	± 2'	± 2 mm	± 2 mm
Measurement range	1'/0.1 mm	± 10°	± 20°	± 20°	± 20°	± 5°	± 5°		

Optional : Rear side slip plate

Wheel Aligner - Align XP

Rim Diameter : 12" to 19"
 Measurement of Caster, Camber, SAI, TOE, Setback, Thrust angle and Axis deviation
Tire Dimension : Unlimited
Wheel Track (min/max) : 1215/1850mm
Wheel Base (min/max) : 1840/3300mm
Power Consume : 0.5 KW
Power Supply : 230 V, 1 Ph, 50 Hz

Model
 ALIGN - XP - 8 sensor cordless model (Zigbee Technology)

Standard Accessories

- Cabinet with PC and LCD Monitor
- Turntables, steering and brakelock
- 4 Measuring heads
- 4 wheel clamps
- Calibration stand

Operational Advantages

1min accuracy on Camber and Toe	Faster alignment
Angles likes Steering centre/ Toe /Camber / Caster displayed in single screen	4X8 or 4X6 sensor mode
Aesthetic graphic user interface screens for easy understanding for operator	Wide measuring angle +/- 25 deg
Easy navigation screen and Ease of battery level visualization	More than 12 hours Battery backup time
Roll on and Jack-up runout for 90 & 180 deg rotation	High speed data updating - 200msec data refreshment
Spoiler program	Frequent calibration is not required
Calibration disturbance - Auto Sensing	No need of remote monitor for pit

Features

- Swing arm mechanism
- Option to select Specific Car manufacturer to display
- Customer database
- Light weight sensor
- Long battery life
- Measurement of caster Fast/10deg/ 20 deg
- Live caster
- Two sensor mode

Swing Arm Mechanism



Aesthetic graphic user interface



Preferences Vehicle Database Lock Brake Pedal All Angles View



Wheel Aligner - G10 BT²

Rim Diameter : 12" to 19"
 Measurement of Caster, Camber, SAI, TOE, Setback, Thrust angle and Axis deviation
Tire Dimension : Unlimited
Wheel Track (min/max) : 1215/1850mm
Wheel Base (min/max) : 1840/3300mm
Power Consume : 0.5 KW
Power Supply : 230 V, 1 Ph, 50 Hz

Model
 GEOFIX10.0 - 8 sensor cordless model (ZigBee Technology)

Standard Accessories

- Cabinet with PC and LCD Monitor
- Turntables, steering and brakelock
- 4 Measuring heads
- 4 wheel clamps
- Calibration stand



Compact light weight measuring head

Aluminium body, ultra light 2.7 Kg, no antenna	Handy and easy-to-use
+/- 24" wide angle CCD sensor	No requirement of electronic turntable
Integrated electronics	Higher measuring speed
On-board battery charger	Higher reliability
Self powering-off	Longer battery life
Soft touch key pad	Remote control software functions
Absence of moving parts	Shock insensitive

Operational Advantages

Rolling runout with 90° and 180° rotation	Runout possibly without lifting wheels
Fast steering	Faster alignment
Measuring head calibration	Non-stop control of measuring head calibration-higher reliability
Measurement of the front axle with two measuring heads	Flexibility of 2 wheel/4 wheel alignment
Spoiler program with measuring head inclination	Measurement can be made without the need of an extension

Accuracy

Upto to 0.01" resolution	Accurate alignment
Measurement of the incidence with 10" or 20"	No need for electronic turn plates



Wheel Balancer

Video Graphic Wheel Balancer




VWB - SP

Technical Specifications

Balancing Accuracy	: 1g
Rim Diameter	: 10" - 25"
Rim width	: 1.5" - 20"
Max Wheel Dia	: 1200 mm
Max Wheel Weight	: 75kg
BPower Supply	: 230V, 1Ph, 50Hz


Features

- Automatic distance & diameter input through distance measuring rod
- Quick change lock nut to ensure fast mounting & removal of wheels
- Mechanical brake for weight addition and wheel mounting
- Automatic start with wheel guard closure
- Multi user mode
- Two modes of measurement – Normal & Fine
- Seven modes of Alloy wheel function
- Self-Calibration
- Split weight mode
- Optimization program
- Static (Single plane) and Dynamic (Two plane) balancing
- Simultaneous display of inner and outer plane results
- Dimension setting in Inch / mm
- Unit conversion in grams / ounces
- Mid centring device for positioning the wheels accurately
- 19" LCD display



2W/PV/LCV

Digital Wheel Balancer



Technical Specifications

Balancing Accuracy	: 1g
Rim Diameter	: 10" - 24"
Rim width	: 1.5" - 20"
Max Wheel Dia	: 1100 mm
Max Wheel Weight	: 65kg
BPower Supply	: 230V, 1Ph, 50Hz

F7D



F7D



DWB - SP

Optional Accessory Adapter for Motor Cycle

Features

- Automatic distance input through distance measuring rod
- Quick change lock nut to ensure fast mounting & removal of wheels
- Automatic start with wheel guard closure
- Two modes of measurement – Normal & Fine
- Three modes of Alloy wheel function
- Self-Calibration
- Optimization program
- Static (Single plane) and Dynamic (Two plane) balancing
- Simultaneous display of inner and outer plane results
- Dimension setting in Inch / mm
- Unit conversion in grams / ounces
- Mid centring device for positioning the wheels accurately
- LED display

Features

- Optimisation program for tyre and rim unbalance
- Automatic minimisation of static unbalance

Technical Specifications (F7D)

Balancing Accuracy	: 1g
Cycle Time	: 5 - 8 sec
Rim Width	: 1.5" - 20"
Rim Diameter	: 10" - 30"
Wheel Max. Diameter	: 860 mm
Wheel Max. Weight	: 65 Kg
Power Supply	: 230V, 1Ph, 50 Hz
Protection Class	: IP 54
Balancing Speed	: 100 rpm



Tyre Changer

Run Flat Tyre Changer

Tyre Changer - Automatic

Tyre Changer - Standard



Features

- Suitable for Car and LCV
- High Quality mount / demount foot designed for standard, low profile and 4W drive tyres
- Power bead breaker with adjustable blade angles to cover the complete range of passenger vehicles
- Top quality clamping jaws are used to perform under all workloads without failure
- The pedal assembly has step-move function which can stop the clamps at any position to clamp the rim conveniently
- Right side helper arm for easy tyre removal

Features

- Suitable for Car and LCV
- Handles both standard steel wheels and delicate alloy wheels
- Tilt back arm design with foot pedal control
- High torque turntable with reversible direction
- Alloy wheels plastic protector for jaws
- In built FRL

Features

- Suitable for Car and LCV
- Side swing mounting arm
- Pneumatic twin cylinders for firm clamping
- Four jaw self centering chuck

Optional Accessories

- Adaptor for two-wheeler tyres



	Run flat Tyre Changer	Automatic	Standard
Motor Power	0.75/1.1kW	0.75/1.1kW	0.75/1.1kW
Air Requirement	8 - 10 bar	8 - 10 bar	8 - 10 bar
Internal Rim Clamping	12" - 23"	12" - 23"	12" - 21"
External Rim Clamping	10" - 20"	10" - 20"	10" - 18"
Bead Breaker Tire Width	3" - 15"	3" - 15"	3" - 12"
Maximum Tire Diameter	41"	41"	38"
Power Supply	230V, 1Ph, 50Hz	230V, 1Ph, 50Hz	230V, 1Ph, 50Hz

Bead Bazooka



Bead Bazooka combines unique rapid air release technology and easiest to handle tank for seating tubeless tyre beads.

Technical Specification

For Motorcycle, Car, SUV & LCV
Volume : 6l and 10 bar pressure
Weight : 5.5kg

Advantages

- Its fully automatic!
- Smaller tank for easier handling in Tyre shops and service truck
- Light weight
- Goggles and ear plugs are included



PV/LCV

Other Equipments



On Car Brake Lathe

Get it right everytime with MAD On-car brake lathe!

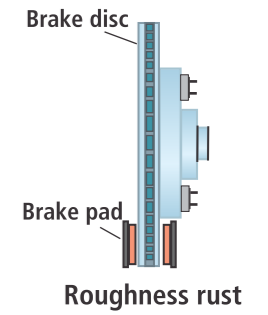
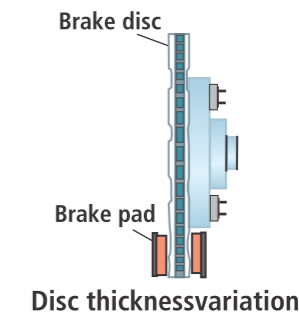
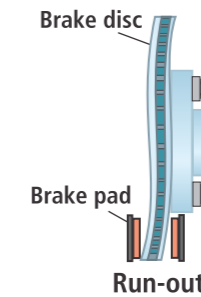


Description

The MAD on-car disc aligner is the most effective equipment to sort out brake disc alignment problems. It eliminates all disadvantages of cast iron brake discs and the influence on materials by simply and lightly cutting down the surface of the disc at both sides simultaneously.

Technical Specification

Max. Brake Disc Thickness	: 39mm
Max. Cutting Depth	: 0.8mm/bit
Incremental Cutting Scale	: 0.05mm/click
Driving Axle Rotation Speed	: 100 rpm
Voltage	: 240V 60Hz



Features

- Suitable for all vehicles
- Highly accurate brake lathe
- Two direction, height adjustable
- heavy duty drive unit

Benefits

- Brake service for all makes and models
- No time loss of dismantling
- Simple operating procedure

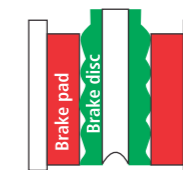
Application

Suitable for servicing all brake discs upto 39mm

Advantages

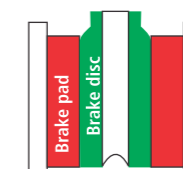
- Completely eliminates run-brake noise and rust
- Saves dismantling, re-assembly and adjustment of the brake disc
- Guarantees perfect contact between the brake pads and brake disc
- Can be used everywhere, both on a car lift or at ground level
- Fits on 99% of all passenger car passenger cars and light commercial vehicles, with or without ABS
- No depending on outside specialists, no need for stocking brake discs
- One-stop shopping for brake service
- And above all, a satisfied customer

Wrong Service



- Bad contact and disc between brake pads
- Bad heat transfer, Causes over heating, the effect is glazing of brake pads
- Brake performance will decrease by approximately 15%

Right Brake Service



- Perfect contact between brake pads and disc
- Optimal heat transfer
- Optimal brake performance

